










# SA 16 CUTTER HEAD

			
<b>Multiple Flexible Set SA16 Cutter Head</b>	<b>SA16 Front Cutter Wheel</b>	<b>SA16 Rear Cutter Wheel</b>	<b>SA16 Holder</b>

				
<b>SA16 Cutter Srew</b>	<b>SA16 Cutter Bracket</b>	<b>SA16 Universal Joint</b>	<b>SA16 Stud</b>	<b>SA16 Locking Plate</b>

			
<b>T4016 SS Water Driven Motor Turbine</b>	<b>SA16 Motor Body</b>	<b>SA16 Shaft</b>	<b>SA16 Bushing</b>

			
<b>SA16 Impeller</b>	<b>SA16 Expeller</b>	<b>SA16 Ball Joint</b>	<b>SA16 Motor Cover</b>